



Product Review

IOOF MultiMix Conservative

ISSUE DATE 15-04-2021

About this Review

ASSET CLASS REVIEWED	MULTI-ASSET
SECTOR REVIEWED	21-40% GROWTH ASSETS
SUB SECTOR REVIEWED	MULTI-MANAGER
TOTAL FUNDS RATED	15

About this Fund

ASIC RG240 CLASSIFIED	NO
FUND REVIEWED	IOOF MULTIMIX CONSERVATIVE
APIR CODE	IOF0095AU
PDS OBJECTIVE	TO PROVIDE STABLE RETURNS OVER THE MEDIUM-TERM BY INVESTING IN A DIVERSIFIED PORTFOLIO OF DEFENSIVE ASSETS WITH SOME GROWTH ASSET EXPOSURE, AND TO ACHIEVE A TOTAL RETURN AFTER FEES, IN EXCESS OF THE TRUST'S BENCHMARK OVER A ROLLING THREE-YEAR PERIOD.
INTERNAL OBJECTIVE	TO OUTPERFORM CPI + 2.0% AFTER FEES OVER THREE YEAR ROLLING PERIODS
STATED RISK OBJECTIVE	TRACKING ERROR OF BETWEEN 0.75-1.25% P.A. OVER ROLLING THREE YEAR TIME PERIODS.
DISTRIBUTION FREQUENCY	SEMI-ANNUAL
FUND SIZE	\$650M (AS AT 31 DECEMBER 2020)
FUND INCEPTION	29-04-2008
MANAGEMENT COSTS	0.77% P.A. ((INCL. MANAGEMENT FEE 0.73% AND PERFORMANCE RELATED FEES 0.04%))
PERFORMANCE FEE	PERFORMANCE FEES MAY BE CHARGED ON UNDERLYING STRATEGIES
RESPONSIBLE ENTITY	IOOF INVESTMENT SERVICES LTD

About the Fund Manager

FUND MANAGER	IOOF INVESTMENT SERVICES LTD
OWNERSHIP	100% OWNED BY IOOF HOLDINGS LTD, AN ASX LISTED COMPANY (ASX CODE:IFL)
ASSETS MANAGED IN THIS SECTOR	\$47.3BN AS AT 31 DECEMBER 2020
YEARS MANAGING THIS ASSET CLASS	27

Investment Team

PORTFOLIO MANAGER	DAN FARMER (CIO), STANLEY YEO (DEPUTY CIO)
INVESTMENT TEAM SIZE	22
INVESTMENT TEAM TURNOVER	LOW-MOD
STRUCTURE / LOCATION	PM / MELBOURNE AND SYDNEY
ASSET CONSULTANT	MERCER

Investment process

ASSET ALLOCATION	STRATEGIC, DYNAMIC
SECTOR EXPOSURE	ACTIVE
GROWTH / DEFENSIVE SPLIT %	30 / 70
USE OF ALTERNATIVES	YES

Fund rating history

APRIL 2021	RECOMMENDED
APRIL 2020	RECOMMENDED
MARCH 2019	RECOMMENDED

What this Rating means

The 'Recommended' rating indicates that Lonsec has strong conviction the financial product can generate risk adjusted returns in line with relevant objectives. The financial product is considered an appropriate entry point to this asset class or strategy.

Strengths

- The Trust is managed by an experienced and well-led investment team.
- IOOF implements a robust and consistently applied research process underpinning underlying manager selection and portfolio construction functions.
- An improvement in risk adjusted performance outcomes relative to its peer group.
- Relatively strong alignment of interests of the investment team with end investors.

Weaknesses

- The Trust's fee load is relatively high against its peers.
- Upcoming MLC Wealth and IOOF merger may serve as a distraction to the investment team.

Fund Risk Characteristics

	LOW	MODERATE	HIGH
BUSINESS SUSTAINABILITY RISK		●	
CAPITAL VOLATILITY		●	
CREDIT RISK	●		
FOREIGN CURRENCY RISK		●	
LEVERAGE RISK	●		
SECURITY CONCENTRATION RISK	●		
SECURITY LIQUIDITY RISK		●	
REDEMPTION RISK	●		

Risk categories are based on Lonsec's qualitative opinion of the risks inherent in the financial product's asset class and the risks relative to other financial products in the relevant Lonsec sector universe.

BIometrics

Aggregated risks

	1	2	3	4	5	6	7
STD RISK MEASURE				●			

A Standard Risk Measure score of 4 equates to a Risk Label of 'Medium' and an estimated number of negative annual returns over any 20 year period of 2 to less than 3. This is a measure of expected frequency (not magnitude) of capital losses, calculated in accordance with ASFA/FSC guidelines.

Features and benefits

	LOW	MODERATE	HIGH
COMPLEXITY		●	
ESG	●		

We strongly recommend that potential investors read the product disclosure statement Lonsec Research Pty Ltd ABN 11 151 658 561 • AFSL No. 421 445 • This information must be read in conjunction with the warning, disclaimer, and disclosure at the end of this document. This report supersedes all prior reports.

ANALYST: ROBBIE LEW | APPROVED BY: DARRELL CLARK

IOOF MultiMix Conservative

ISSUE DATE 15-04-2021

Fee profile

	LOW	MODERATE	HIGH
FEES VS. UNIVERSE			●
FEES VS. ASSET CLASS			●
FEES VS. ASSET CLASS		●	

Fee BIometrics are a function of expected total fee as a percentage of expected total return.

What is this Fund?

- The IOOF MultiMix Conservative Trust ('the Trust') is a 30%/70% growth/defensive Multi-Manager offering that has exposure to a broad range of asset classes (including equities, fixed interest, property and alternatives) and employs a selection of specialist investment managers.
- The Trust is managed by IOOF Investment Services Ltd ('IOOF' or 'the Manager'). IOOF adopts a Multi-Manager investment style, taking an active approach. IOOF's investment philosophy is guided by a number of key principles which have foundations in academic research; active managers can outperform sector benchmarks over the long term, in-depth research and analysis can provide superior insight and provide potential for outperformance, the Strategic Asset Allocation (SAA) decision is the single largest contributor to a portfolio's success, actively (or tactically) moving from the SAA in the short term can be a source of unrewarded risk, and investment style can have a significant impact on performance.
- The Manager seeks to generate returns through SAA, medium-term Strategic Tilting and active manager selection. The Trust is constructed to be style neutral.
- As per the PDS dated 30 November 2019 the ongoing annual fees and cost to investors in the Trust includes management fees and costs of 0.77% p.a. which comprise 0.73% p.a. management fee and a performance related fee of 0.04% p.a. Of note the Trust does not charge a performance fee at the headline level. Investors should note that the performance fee is an arrangement with some underlying investment managers, and is not charged by IOOF. The performance fee charged by underlying investment managers is passed through to investors. The net transaction costs for the Trust were 0.18% p.a. for the 12-month period ended 30 June 2020. Transaction costs include explicit (e.g. brokerage, stamp duty, clearing) and implicit (buy/sell spreads in multi-asset) costs of buying and selling underlying assets (like shares or fixed income) and the cost of hedging/protection strategies incurred in managing the Trust. These costs are not paid to the Manager. Some transaction costs may be incurred due to investor activity (e.g. buying securities when new application money flows into the Trust and selling securities to meet Fund redemptions) and these may be recouped via the Trust's buy/sell spreads (an investor activity fee). As at the time of this review, the Trust's buy/sell spreads were 0.07%/ 0.08% but as these can change frequently depending on market conditions, please refer to the Manager for the latest information.


Using this Fund

This is General Advice only and should be read in conjunction with the Disclaimer, Disclosure and Warning on the final page.

- Multi-Asset Class Multi-Manager Funds are well suited to investors who desire a diversified portfolio, but have limited capital to invest.
- The Trust is suitable for investors who are seeking an income stream with some capital growth attached. It has a high exposure to fixed income securities, but also includes exposure to share and property markets. It is suited to medium-term investors who are seeking a reasonable degree of capital stability, but who also want to protect their assets from inflation.

Suggested Lonsec risk profile suitability

SECURE DEFENSIVE CONSERVATIVE BALANCED GROWTH HIGH GROWTH



For guidance on appropriate asset allocations and risk profiles, refer to the latest Lonsec Strategic Asset Allocation Review and Risk Profile Definitions on our website.

Changes Since Previous Lonsec Review

- In August 2020, IOOF Holdings Ltd (ASX Code: IFL) announced it had entered into a transaction agreement with National Australia Bank (ASX Code: NAB) to acquire 100% of the MLC Wealth business for \$1.4bn. IOOF has received acceptance from the Australian Competition and Consumer Commission (ACCC) in December 2020, the acquisition is expected to be finalised before 30 June 2021, subject to approval by the Australian Prudential Regulation Authority (APRA).
- IOOF Holdings Ltd sold a portion of its equity stake in Australian Ethical Investment Limited (ASX Code: AEF) in August 2020.
- Lorna Stewart was appointed as Chief Risk Officer (CRO) in June 2020.
- The Investment Management Committee (IMC) was appointed by OnePath Funds Management Limited (OPFM) to provide oversight in terms of investment management including manager selection proposals for the OnePath and Optimix suite of multi manager products.
- Effective May 2020, Portfolio Manager of Smart Choice and Head of Alternatives Manish Utreja was appointed as a member of the IMC.
- Steve Merlicek has announced his retirement as a member of the IMC in March 2021.
- Following the completed integration of the OnePath P&I team into the IOOF Multimix team in October 2020, it has subsequently resulted in an expanded investment team including a number of senior additions namely:
 - Kerry Duce – Head of Asset Allocation.
 - Sidney Chong – Asset Allocation Manager.
 - Liam Wilson – Portfolio Manager Optimix & OnePath Trusts.
 - Manish Utreja – Portfolio Manager Smart Choice & Head of Alternatives.

ANALYST: ROBBIE LEW | APPROVED BY: DARRELL CLARK

IOOF MultiMix Conservative

ISSUE DATE 15-04-2021

- Sean Robertson – Alternatives Investment Manager; and
- Mark Nordio – Senior Manager Fixed Interest Assets & Strategy.
- The investment team has also experienced some departures including:
 - Angus Knapman – Senior Property Manager departed the organisation in March 2020.
 - Peter Laity – Portfolio Manager Equities and ESG Integration departed the organisation in October 2020.
 - Emmanuel Gbe – Senior Risk Analyst departed the organisation in October 2020.
 - Jerry Hartono – Implementation Support Analyst departed the organisation in October 2020.
 - Juanita Escobar – Portfolio Manager Internal Management Credit and Cash departed the organisation in October 2020; and
 - Ray King is no longer Portfolio Manager Alternatives effective November 2020. King is presently a consultant to the investment team in the Alternatives sector.
- The Manager has commenced a comprehensive product range review with the aim to achieve alignment across OnePath, Optimix and IOOF MultiSeries strategies. The Manager will provide further guidance to Lonsec upon completion.
- Since Lonsec’s previous review, IOOF has made the following changes to the underlying investment manager line-up of the portfolio:
- Appointments
 - Northcape Capital (Australian Shares)
 - Western Asset Management Multi Asset Credit (Global Fixed Interest)
 - Pental (Enhanced Cash)
 - Benefit Street Partners (Alternatives Growth)
 - Infrastructure Capital Group (Alternatives Defensive)
- Terminations
 - DNR Capital (Australian Shares)
 - Bridgepoint (Alternatives Growth)
 - Gresham Property (Alternatives Defensive)
- In August 2020, IOOF Holdings Ltd (ASX Code: IFL) announced it had entered into a transaction agreement with National Australia Bank (ASX Code: NAB) to acquire 100% of the MLC wealth management business. Lonsec is cognisant of the significance of the deal between MLC and IOOF and highlights the scope for meaningful synergies due to the complementary segments both businesses operate in. Nevertheless, Lonsec will be closely monitoring the progress of the acquisition and its impact on the investment team.
- The investment team is led by CIO Dan Farmer and further succession planning efforts also saw the appointment of Stanley Yeo as Deputy CIO and Head of Equities. Farmer previously managed the Australian equities portfolios at IOOF, and prior to joining the organisation, was Senior Executive Investments at Telstra Super. Farmer also serves on the IMC. Lonsec believes that Farmer possesses the appropriate experience and skills to lead the team and to navigate changes that may arise with the impending MLC/IOOF merger.
- The remaining investment team consists of six Heads of Asset Classes and Implementation, six Portfolio Managers, three supporting analysts and two members dedicated to asset allocation. IOOF does not have resources solely dedicated to managing the diversified Trusts, which are the responsibility of Yeo. Lonsec considers the investment team to be appropriately resourced post integration with the OnePath P&I team.
- IOOF relies on the services of an external asset consultant (Mercer) when formulating individual strategies. Mercer provides ad-hoc advice and is an important input in terms of formulating strategic asset allocation and strategic tilting. Lonsec views Mercer as well-equipped to provide guidance and advice to the team. In February 2021, the Manager undertook its SAA review with Mercer and no changes were made. Of note, the SAA review with Mercer is conducted every three years and every other year the SAA review is conducted by internally. Lonsec believes there is a balance to be struck by the Manager when considering advice from Mercer whilst maintaining full discretion over portfolio management decisions. Pleasingly, their working relationship appears collaborative but this will continue to be an area of focus for Lonsec in future reviews.
- The Manager’s variable remuneration structure is measured against individual asset sector benchmarks and peer group comparisons and is linked to rolling one and three-year performance periods. Lonsec considers this to be a reasonable alignment with short and medium-term performance, however less so with longer-term objectives in high risk profile funds managed by the team. IOOF allows members of the investment team to receive their bonuses (up to 100% base) in IFL shares. Lonsec views this change positively and believes it promotes further alignment and retention across the team. More senior investors Farmer and Yeo have additional lock up periods for three years with respective tenure and performance hurdles in place.

Lonsec Opinion of this Fund

People and resources

- Effective October 2020, the OnePath P&I team was fully transitioned into IOOF. The team manages an expanded range of multi-manager products encompassing Optimix and OnePath funds on top of the existing suite of IOOF multi-manager funds. Lonsec considers the formation of the two investment teams offers complementary skill sets in key components of asset allocation, portfolio management and risk management. Nevertheless, as with any integration of two distinct investment teams, the potential for uncertainty increases markedly as roles and responsibilities are divided up. Whilst IOOF’s historical track record in successfully consolidating investment teams provides an element of comfort, Lonsec will continue to monitor team cohesion in future reviews.

ANALYST: ROBBIE LEW | APPROVED BY: DARRELL CLARK

IOOF MultiMix Conservative

ISSUE DATE 15-04-2021

Asset allocation

- IOOF has a clearly defined SAA process that is segregated into three primary steps: 1) Develop risk and return estimates and ensure they are consistent with the Trust's guidelines, 2) Stress test the predefined asset allocation under various different scenarios, 3) Implement the desired allocation across the portfolio. Lonsec believes the overall SAA process is reasonably intuitive and pragmatic, and not unlike peers in this sector.
- IOOF also employs a 'Strategic Tilting' framework whereby occasional deviations from long term SAA are made when the Manager views markets to be at extremes of mispricing. Lonsec is supportive of this approach, believing it may provide a basis for improving the risk/return outcome for investors. Furthermore, Lonsec is encouraged by IOOF introducing dedicated resourcing to the asset allocation process.
- In recent years, Lonsec has noticed a more concerted effort to conduct more regular reviews of the static SAA benchmarks. Lonsec has been supportive of this effort, as the active approach to SAA provides not only a source of value add (or loss minimisation in down markets) but also encourages innovation (new asset classes and strategies), well-developed insights and more timely adoption of market innovations and emerging trends.

Research approach

- IOOF's research process integrates both quantitative and qualitative factors. The quantitative process is used to establish specific risk/return objectives at both the Trust and sector level and also to assist in screening, modelling and identifying investment managers that in aggregate have the attributes to construct a blended portfolio to meet a specific return and risk target. Overall, Lonsec considers IOOF's manager research process to be detailed and transparent.
- IOOF's research process aims to establish a narrow universe of funds that have been filtered by various criteria including IOOF's house views on suitable styles of managers for given asset classes and managers rated highly by Mercer. While Lonsec has a positive view of the depth and breadth of Mercer's domestic and global investment manager coverage, Lonsec is mindful of increased turnover within Mercer's Manager Research Boutique (MRB) over recent years. Combined with IOOF's sector specialist model, Mercer's MRB has allowed the Manager to undertake research across a broader range of underlying managers and strategies. Stability at Mercer will be important to IOOF and the Fund's management.
- Pleasingly, IOOF has a well-developed list of designated back-up managers in the event of an adverse scenario eventuating (i.e. key Portfolio Manager departing). Lonsec looks favourably on multi-manager strategies having well-formulated contingency plans, believing it to be consistent with industry 'best practice'.

Portfolio construction

- IOOF's portfolio construction process is largely dependent on its desired level of volatility, its macroeconomic assessment of markets and its underlying manager research effort. Initially, individual sector specialists are responsible for constructing their individual sleeves of the portfolio, with an optimisation process taking place separately at the headline fund level.
- Pleasingly the Manager has opted to diversify its underlying exposures across a wide array of individual asset classes, notably, equities, fixed interest, listed and unlisted property and alternatives. Lonsec looks favourably on multi manager offerings diversifying their underlying asset class selection, believing it can promote a wider source of alpha generation.
- Lonsec considers it necessary to have a robust compliance culture and well-integrated back office infrastructure to adequately manage internal mandates. In this regard, Lonsec believes IOOF is capable of managing these mandates but will continue to reassess this aspect in future reviews.

ESG Integration

- The Manager has articulated a commitment to the integration of ESG within their investment process with evidence of a policy framework and public positioning. The Manager has appropriate policies in place, however, they are not clearly accessible on the firm's website. Overall, Lonsec views the strength of this commitment to be in-line with peers.
- The level of disclosure with respect to the Manager's proxy voting policy and voting outcomes is in-line with peers with a limited policy framework. Reporting on voting decisions is publicly available and aligned with peers. The Manager does not provide any details on engagement policy or engagement outcomes.
- There is clear evidence of ESG incorporation in the manager selection process. High-level monitoring of ESG characteristics at the underlying manager level is evident. The Manager has a structured approach to performing detailed look-through ESG analysis of underlying holdings with adequate reporting. Overall, on a peer relative basis, Lonsec considers the overall level of ESG integration within this Trust to be low to moderate.

Risk management

- Lonsec has been sufficiently comfortable with the appropriately structured risk management functions embedded within the investment process. While continually evolving, the Manager has integrated compliance systems which enable underlying mandates to be implemented to ensure compliance with their predefined guidelines.
- Underlying investment managers are typically accessed via separately managed accounts enabling IOOF to tailor mandates to its requirements, e.g. maximum stock bet limits or maximum cash holdings. Lonsec considers this a positive structure as it can facilitate tighter portfolio construction, better product design control, the opportunity for better pricing, improved tax efficiency for investors and the

ANALYST: ROBBIE LEW | APPROVED BY: DARRELL CLARK

IOOF MultiMix Conservative

ISSUE DATE 15-04-2021

ability to manage implementation and transitions more efficiently.

- IOOF closely monitors manager portfolios and weightings on a daily basis and investigates daily any excess return outliers exceeding the 99% confidence level. In Lonsec's view, ongoing mandate monitoring is very important within the Multi-Manager structure, as it is just as critical for underlying investment managers to be adhering to their investment process as it is that the process be of high quality.
- The Group Compliance team undertakes operational due diligence on new investment managers and undertakes annual reviews of the operational risks associated with employed managers. Lonsec views this positively as it reduces the workload of Portfolio Managers and improves specialisation.
- The team is continuing to improve the transparency of the underlying portfolios, and have added these portfolios into Bloomberg PORT and FactSet.

Performance

- The Trust targets a return in excess of CPI + 2.0% p.a. (this superseded the previous target of CPI +2.5% from 30 April 2019) after fees over rolling three-year periods. Over this time frame to 31 December 2020, the Trust returned 5.1% p.a. (after fees) and has met its investment objective. The Trust also outperformed the peer group median return of 4.0% p.a. (after fees).
- The Trust performed in-line with its composite benchmark over the five-year period to 31 December 2020, returning 5.5% p.a. (after fees). The Trust also outperformed the peer group median return of 4.4% p.a. over this time frame. The Trust's volatility of returns (as measured by standard deviation) was lower than the peer group median over all time frames.
- Over the shorter one-year period to 31 December 2020, the Trust returned 4.5% (after fees) to meet its investment objective. Key contributors over the one-year period to 31 August 2020 included security selection in Diversified Fixed Interest, Australian Equities and Direct Property. Key detractors from performance included allocations to Defensive Equities and Alternative Defensive.

Overall

- Lonsec has maintained the Trust's **'Recommended'** rating following the latest review. The rating reflects the high regard and conviction for the experience and calibre of the investment team. The rating is also underpinned by Lonsec's positive view of the Trust's robust and repeatable investment process. Notably, the increased resourcing post integration of the OnePath P&I team provides further depth of expertise within investment management, asset allocation and risk management.
- Lonsec will be closely monitoring the progress of the MLC Wealth acquisition and its impact on the investment team and Trust performance.

People and Resources

Corporate overview

IOOF is a wealth management company offering products and services across; financial advice and distribution, portfolio and estate administration and investment management.

IOOF Holdings Limited is listed on the Australian Securities Exchange (ASX Code:IFL). As of 31 December 2020, IOOF had \$202bn in Funds Under Management, Administration and Advice.

These services are operated through a suite of brands including; IOOF, Shadforth, Lonsdale, Bridges Financial Services, Consultum Financial Advisers, M3 Financial Services, RI Advice, Financial Services Partners, Australian Executor Trustees.

Size and experience

NAME	POSITION	EXPERIENCE INDUSTRY / FIRM
DANIEL FARMER	CIO	25 / 11
STANLEY YEO	HEAD OF EQUITIES AND DEPUTY CIO	21 / 11
MANISH UTRAJA	PORTFOLIO MANAGER SMART CHOICE AND HEAD OF ALTERNATIVES	20 / 1
SIMON GROSS	HEAD OF PROPERTY	41 / 17
MARK D'ARCY-BEAN	ASSET MANAGER	35 / 3
OSVALDO ACOSTA	HEAD OF FIXED INTEREST ASSETS	20 / 4
MARK NORDIO	SENIOR MANAGER - FIXED INTEREST ASSETS AND STRATEGY	25 / 1
PAUL CRISCI	PORTFOLIO MANAGER (AUSTRALIAN EQUITIES)	21 / 4
LIAM WILSON	PORTFOLIO MANAGER (GLOBAL EQUITIES)	18 / 1
KERRY DUCE	HEAD OF ASSET ALLOCATION	30 / 1
SIDNEY CHONG	ASSET ALLOCATION MANAGER	20 / 1

The investment team is further supported by Head of Investment Execution Rhordi Payne and Head of Portfolio Implementation David Djukanovic who has three additional members in his team.

The investment team conducts qualitative and quantitative research and provides overall data support and recommendations to the Investment Management Committee (IMC).

The IMC meets bi-monthly or more frequently if required, and comprises of Anthony Hodges (Chairman and Independent Member), Denise Allen and Mary-Anne Nunan (Independent Members), Daniel Farmer (CIO), Stanley Yeo (Deputy CIO) and Manish Utreja (Head of Alternatives). Osvaldo Acosta has been appointed as Secretary.

Back-office functions are performed by IOOF's Investment Operations Team. Compliance monitoring, custody, unit pricing, registry and financial reporting functions are outsourced to various parties including IOOF and BNP Paribas; while transition management and implementation are performed by a panel of transition managers including Citi, Macquarie and UBS.

ANALYST: ROBBIE LEW | APPROVED BY: DARRELL CLARK

IOOF MultiMix Conservative

Remuneration

The investment team is rewarded with a combination of base salary and variable bonus. 70% of the bonus is assessed on fund performance relative to the relevant peer group over one and three year periods, with the other 30% awarded based on qualitative factors such as team contribution and client servicing. Members of the investment team may choose to receive their bonus (up to 100% of the base salary) in IFL shares.

Asset consultant

IOOF has appointed Mercer as its primary external asset consultant since July 2017. The Manager will seek Mercer's consultancy services when performing due diligence on prospective and currently appointed underlying investment managers, designing neutral benchmarks, stress testing and performing various other risk management functions. Mercer will also provide strategic tilting advice.

Asset Allocation

Strategic asset allocation

IOOF conducts a formal review of this Trust's SAA on an annual basis. The SAA decision is the single largest contributor to a portfolio's success and is critical for linking the Trust's objectives to investment opportunities. The Manager broadly identifies this process as having two stages. The first involves deciding the broad asset class exposure (core assets). The second stage involves deciding performance enhancing exposures (sub-sectors of core assets and illiquid assets). The process combines both qualitative and quantitative inputs and leverages the resources of Mercer.

IOOF utilises the Mercer Capital Market Simulator, a forecasting and simulation model which allows the integration of multiple global economies, granular analysis and rigorous testing of asset models. Mercer's SAA process also involves the Global Portfolio Toolkit, which undertakes risk-based scenario analysis.

Having identified an asset allocation that broadly meets the Trust's objectives, stress testing is applied to review performance under various macroeconomic conditions. This includes different inflationary and GDP environments, as well as extreme equity market simulations. This quantitative input is overlaid with IOOF's qualitative judgement, allowing the Manager to impart their views on the SAA.

The SAA is set from a long term perspective and reviewed on a periodic basis to ensure it remains appropriate. Peer group considerations are taken into account when setting the SAA, however other factors such as new asset classes are also considered.

The following table summarises the current benchmark asset allocations and the bands in which TAA can be implemented.

Asset allocation

ASSET CLASS	SAA BENCHMARK	MIN	MAX	CURRENT ALLOCATION
AUSTRALIAN EQUITIES	9%	0%	20%	7.6%
GLOBAL EQUITIES	11%	0%	25%	10.4%
AUSTRALIAN PROPERTY	1%	0%	20%	1.5%
GLOBAL PROPERTY	2%	0%	20%	1.2%
DIRECT PROPERTY	5%	0%	20%	7.8%
DIVERSIFIED FIXED INTEREST	42%	30%	55%	46.6%
ALTERNATIVES - DEFENSIVE	6%	0%	20%	9.2%
ALTERNATIVES - GROWTH	2%	0%	15%	2.3%
CASH	22%	10%	35%	13.3%
AS AT 31 DECEMBER 2020	-	-	-	-

Tactical/Dynamic asset allocation

IOOF believes that traditional TAA (comprising a small number of asset class decisions) can be a source of unrewarded risk to investors. As such, IOOF engage in 'Strategic Tilting', or Dynamic Asset Allocation (DAA), whereby occasional deviations from SAA can be made when markets are at extremes. This approach is based on the Manager's view that occasionally, markets exhibiting periods of extreme over and undervaluation present opportunities to buy assets cheaply or reduce risk by selling assets that are overvalued. This is distinct from TAA, as it specifically aims to capture the price adjustment associated with long-term mean reversion. Strategic tilting decisions will have regard for a wide range of information sources, including inputs from Mercer, monitoring of hedge funds, and market material from external research, investment banks and brokers.

Research Approach

Overview

IOOF's integrated quantitative and qualitative investment process aims to establish a narrow universe of funds that have been filtered by various criteria including IOOF's house views on suitable styles of managers for given asset classes and managers rated highly by Mercer. Qualitative research then focuses on the firm's background and history, the key people and resources, investment style and strategy, portfolio construction, and constraints.

Screening of Managers

IOOF places a strong emphasis on active risk budgeting when in the Portfolio Construction process, and therefore identifies the type of managers and mandates required to fulfil particular roles within the available tracking error budget. As such, managers who would be unlikely to fulfil a certain role within the portfolio will be screened out. This approach allows IOOF to minimize the universe of products to a manageable size rather than considering all available managers in each asset class. For example, IOOF's house view on Australian equities is that well-resourced active managers, with strong alignment of interests between investment staff and investors who have relatively low funds under management are most likely to outperform. IOOF will therefore dedicate its research efforts to these types of managers as opposed to the entire Australian equity universe.

IOOF also has access to Mercer's Global Investment Manager Database (GIMD). GIMD is an online database that encapsulates information ranging from manager

IOOF MultiMix Conservative

ISSUE DATE 15-04-2021

research notes, historical performance statistics, ideas emerging in other markets, and economic research on approximately 5,300 managers and 26,000 funds.

Typically, IOOF will focus its research on managers rated B+ or higher by Mercer. However, idea generation of new managers may be from any source including Mercer, directly by IOOF, through existing networks and contacts with other industry participants, such as managers, consultants or superannuation plan operators. The IOOF investment team is encouraged to have a wide opportunity set for new investment ideas.

Research focus

The list of potential managers identified as research priorities by the screening process will then be subject to additional independent research by the IOOF team before they can be included in a portfolio. This 'double' layer of manager research typically ensures that final funds in the portfolios have undergone a rigorous review process.

IOOF undertakes a mix of both qualitative and quantitative research. From a qualitative perspective, IOOF considers factors such as the firm's background and history, financial position, the calibre of key decision makers and the depth of available resources, investment strategy and style, idea generation and portfolio construction processes and implementation constraints. The types of quantitative analysis conducted will include various types of performance, return and style-based analytics and various types of portfolio holdings based attribution, and risk factor analytics.

Portfolio Construction

Overview

IOOF's primary objective with respect to the determination of manager weightings is to achieve a style neutral portfolio free from any undesired style, capitalisation or other factor biases relative to the relevant benchmark. Manager weightings are also determined via an assessment of contribution to total active risk to ensure no one manager has a disproportionate expected contribution. However, a manager's contribution to total active risk is not considered in isolation but with reference to the correlation of its excess returns with other managers and the objective of the product.

To summarise the actual portfolio construction process, in the first instance, active risk and return targets are set for the Trust's risk profile. The tracking error or risk budget is then apportioned between allowable asset classes based on IOOF's house views of the available risks and opportunities. Finally, managers are selected and blended to fill the risk budget, with each manager's contribution to risk being commensurate with their expected contribution to the alpha target. The number and style of managers within each asset class are also pre-determined according to IOOF's house view.

Manager blending is conducted following both qualitative and quantitative assessments. Qualitative analysis includes a comparison analysis of each manager and the diversification benefits they offer. Quantitative analysis includes factors such as; correlation, historical returns, style biases, capitalisation analysis, regression analysis and various risk analytics.

Prior to submitting a manager recommendation to the IMC, the recommendation is peer-reviewed by

the Investment Manager Peer Review Group. This group consists of senior investment professionals (Chief Investment Officer and Portfolio Managers) that are ultimately responsible for the review of manager proposals before being formally considered by the IMC. This ensures any manager proposal to the IMC has been peer-reviewed as a means of quality control and to minimise individual bias and subjectivity. It is also a means to consider the manager proposal in a total portfolio context.

Underlying manager allocation

The following summarises the underlying managers within the Trust as at 31 December 2020. Consistent with IOOF's aim of broad style neutrality, there is a selection of managers with varying investment styles within each asset class.

Australian Equities

- Northcape Capital
- Legg Mason Martin Currie
- Boutique Manager Portfolio – Bio Science Managers,
- Selector Investment Management
- Vinva Investment Management Ltd
- AllianceBernstein L.P.
- OC Funds Management
- Acorn Capital
- Quest Asset Partners
- Invesco Australia

Global Equities

- Antipodes Global Investment Partners
- Wellington Management Company, LLP
- Alphinity
- TT International
- EAM Investors
- THB International
- Northern Trust

Australian Listed Property

- Fidante Partners
- Legg Mason Martin Currie

Global Listed Property

- Pental
- Cohen & Steers Capital Management, Inc.
- Resolution Capital Limited

Australian Unlisted Property

- IOOF Investment Services Ltd

Australian Fixed Interest

- Janus Henderson Global Investors
- Western Asset Management
- Ardea Investment Management
- Metrics Credit Partners

Global Fixed Interest

- PIMCO Australia Pty Ltd
- Brandywine Global Investment Management
- T. Rowe Price
- Bentham
- Stone Harbor

ANALYST: ROBBIE LEW | APPROVED BY: DARRELL CLARK

P 7-11

IOOF MultiMix Conservative

ISSUE DATE: 15-04-2021

- Western Asset Management

Alternatives – Growth

- Pantheon Ventures (Guernsey) Ltd
- Benefit Street Partners
- Riverstone Holdings LLC
- The Blackstone Group
- LGT Capital Partners
- Mount Kellett Capital Partners, L.P.
- nabInvest Capital Partners Pty Ltd
- Newbury Partners LLC
- Performance Equity Management, LLC
- Continuity Capital Partners Ltd
- Perry Partners International Inc.
- ONCAP
- CHAMP Group
- Warburg Pincus
- Metrics Credit Partners
- Invesco Australia Limited

Alternatives – Defensive

- Infrastructure Capital Group
- EIG Global Energy Partners
- GSO Capital Partners
- Highstar Capital
- Pinebridge
- Invesco Australia Limited
- Metrics Credit Partners
- Palisade Investment Partners
- Tanarra

Cash

- Janus Henderson Global Investors
- IOOF Investment Services Ltd
- Pental

Risk Management

Risk limits

All underlying investment managers are subject to constraints as specified in an investment management agreement. Most underlying investment managers are accessed via separately managed accounts. This enables IOOF to tailor mandates to its requirements, for example, maximum stock bet limits or maximum cash holdings.

The risk tools employed by IOOF include Bloomberg and FactSet. Risk analysis is also completed by Mercer, whenever a change to the portfolio is proposed.

Risk monitoring

The IOOF investment manager monitoring process consists of a number of prescribed stages. This includes the review of monthly investment reports, review of quarterly manager questionnaires, formal quarterly manager interviews, quarterly manager review notes, ongoing quantitative performance analytics, and ongoing review of external research. Quarterly Manager Questionnaires cover not only risk and performance but also any changes or developments in people or process. Formal manager interviews (and site visits where practical) are also conducted on an ad-hoc basis where required.

Manager weightings are monitored on a daily basis and are re-balanced on an ongoing basis using cashflows. Using cashflows in this way means that active rebalancing of the portfolio is rarely required which minimises turnover and transaction costs / tax implications.

IOOF's Compliance Team, in consultation with the Investment Division and Investment Operations team, reviews and assess the operational capabilities of all new manager appointments.

This team also monitors, reviews and assesses the operational risks associated with employed Investment Managers on an annual basis.

Operational due diligence includes a review of the systems, policies, processes and resources managers have in place to monitor and manage operational risk exposures. Reviews typically focus on the below areas:

- Professional indemnity insurance
- Auditing Practices (with reference to GS007 requirements)
- Organisational structures
- Business Continuity Management
- Policy Summaries
- Risk Management Approaches
- Investment Compliance
- Breaches & Incidents

Implementation

Portfolio allocations are monitored daily and re-balanced as necessary (subject to a tolerance range of +/-3% at the asset class level and +/-5% at the manager level). Cashflows are actively used to rebalance the portfolio on an ongoing basis, so the tolerance bands are rarely breached. Cashflows are allocated using a proprietary cashflow management system which allows for straight through processing to underlying managers.

External transition managers are appointed from a panel at 'arms length' to ensure that objectivity is maintained. Custody, unit pricing, registry and financial reporting functions are outsourced to various parties including IOOF and BNP Paribas.

Currency management

The Manager has discretion in what portion of its underlying portfolio will be hedged back to the Australian Dollar. Consequently, returns will often be partially affected by movements in the Australian Dollar versus other currencies globally.

Currency hedging will typically take place within the underlying mandates, with the exception of the global equities asset class where currency hedging is undertaken via an overlay on the aggregate portfolio.

Risks

An investment in the Trust carries a number of standard investment risks associated with investment markets. These include economic, market, political, legal, tax and regulatory risks. Investors should read the PDS before making a decision to invest or not invest. Lonsec considers the major risks to be:

Market risk

Investment returns are influenced by the performance of the market as a whole. This means that your investments

ANALYST: ROBBIE LEW | APPROVED BY: DARRELL CLARK

IOOF MultiMix Conservative

ISSUE DATE 15-04-2021

can be affected by things like changes in interest rates, investor sentiment and global events, depending on which markets or asset classes you invest in and the timeframe you are considering.

Security and investment-specific risk

Within each asset class and each fund, individual securities like mortgages, shares, fixed interest securities or hybrid securities can be affected by risks that are specific to that investment or that security. For example, the value of a company's shares can be influenced by changes in company management, its business environment or profitability. These risks can also impact on the company's ability to repay its debt.

Currency risk

Investments in global markets or securities which are denominated in foreign currencies give rise to foreign currency exposure. This means that the value of these investments will vary depending on changes in the exchange rate.

Other risks

Please refer to the Trust's PDS for more details on items identified by the Responsible Entity and Manager including Liquidity Risk, Counterparty Risk, Legal and Regulatory Risk.

ANALYST: ROBBIE LEW | APPROVED BY: DARRELL CLARK

P 9-11

IOOF MultiMix Conservative

Quantitative Performance Analysis - annualised after-fee % returns (at 31-12-2020)

Performance metrics

	1 YR		3 YR		5 YR		10 YR	
	FUND	PEER MEDIAN	FUND	PEER MEDIAN	FUND	PEER MEDIAN	FUND	PEER MEDIAN
PERFORMANCE (% PA)	4.52	2.80	5.11	4.01	5.47	4.43	6.15	5.31
STANDARD DEVIATION (% PA)	5.37	7.65	3.47	4.84	3.08	4.06	2.93	3.86
EXCESS RETURN (% PA)	0.70	-1.02	-0.32	-1.42	-0.09	-1.13	-0.35	-1.19
OUTPERFORMANCE RATIO (% PA)	58.33	41.67	47.22	36.11	48.33	38.33	45.00	38.33
WORST DRAWDOWN (%)	-4.40	-7.29	-4.40	-7.29	-4.40	-7.29	-4.40	-8.68
TIME TO RECOVERY (MTHS)	7	8	7	8	7	8	7	8
SHARPE RATIO	0.77	0.26	1.11	0.57	1.28	0.74	1.27	0.78
INFORMATION RATIO	0.31	-0.61	-0.22	-1.15	-0.08	-0.93	-0.33	-1.04
TRACKING ERROR (% PA)	2.30	2.30	1.45	1.92	1.21	1.64	1.05	1.35

PRODUCT: IOOF MULTIMIX CONSERVATIVE

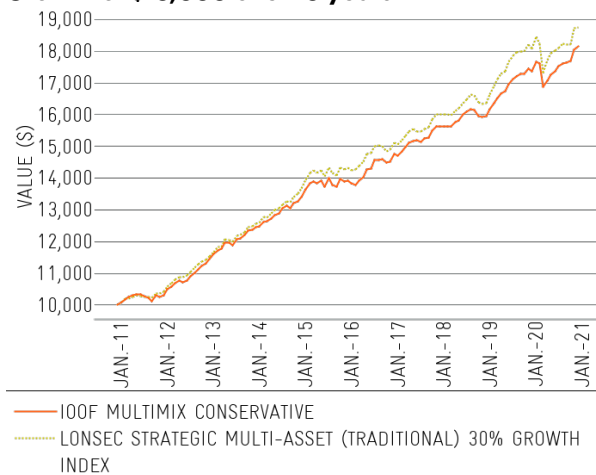
LONSEC PEER GROUP: MULTI-ASSET - 21-40% GROWTH ASSETS - MULTI-MANAGER

PRODUCT BENCHMARK: LONSEC STRATEGIC MULTI-ASSET (TRADITIONAL) 30% GROWTH INDEX

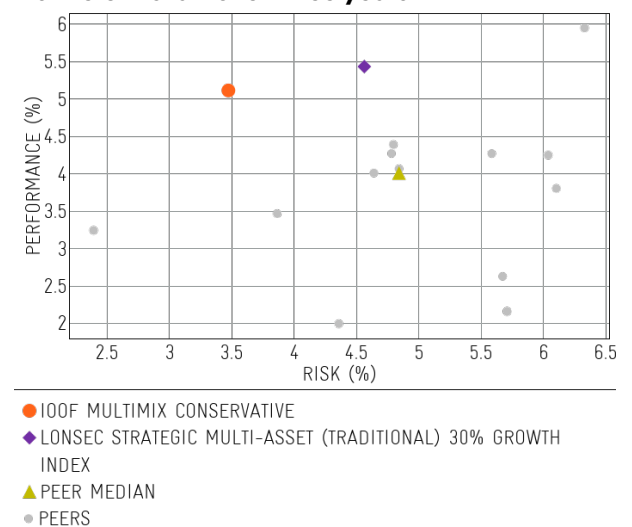
CASH BENCHMARK: BLOOMBERG AUSBOND BANK BILL INDEX AUD

TIME TO RECOVERY: NR - NOT RECOVERED, DASH - NO DRAWDOWN DURING PERIOD

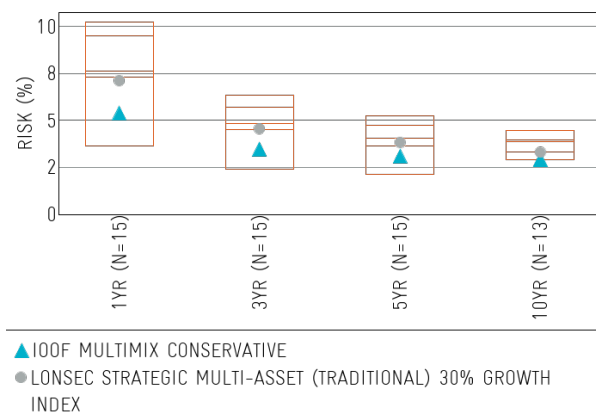
Growth of \$10,000 over 10 years



Risk-return chart over three years

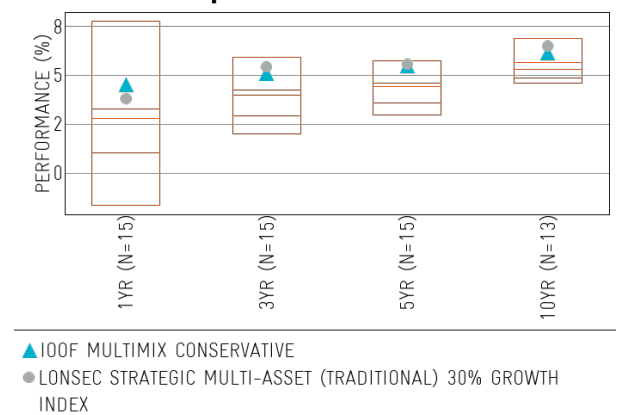


Quartile chart — risk



N: NUMBER OF ACTIVE FUNDS

Quartile chart — performance



N: NUMBER OF ACTIVE FUNDS

IOOF MultiMix Conservative

Glossary

Total return ‘Top line’ actual return, after fees
Excess return Return in excess of the benchmark return
Standard deviation Volatility of monthly Absolute Returns
Tracking error Volatility of monthly Excess Returns against the benchmark (the Standard Deviation of monthly Excess Returns)
Sharpe ratio Absolute reward for absolute risk taken (outperformance of the risk free return (Bank Bills) / Standard Deviation)
Information ratio Relative reward for relative risk taken (Excess Returns / Tracking Error)
Worst drawdown The worst cumulative loss (‘peak to trough’) experienced over the period assessed
Time to recovery The number of months taken to recover the Worst Drawdown
Snail Trail A trailing 12-month relative performance and relative risk measurement over the benchmark. The trail is generated using a 12-month rolling window over the specified period

About Lonsec

Lonsec Research Pty Ltd (Lonsec) is an investment research house with specialist areas of expertise, that was originally established in 1994 and the current entity was registered on 23 June 2011. From 1 July 2011, Lonsec became a fully owned subsidiary of Lonsec Fiscal Holdings Pty Ltd, a privately owned entity with a multi-brand strategy of providing leading financial services research and investment execution. Lonsec believes that professional financial advisers need informed opinions on the best investment strategies and financial products to provide real value for their clients. To meet this need, Lonsec has in place an experienced research team, which draws on a robust research process to undertake in-depth assessment of managed fund products.

Analyst Disclosure and Certification

Analyst remuneration is not linked to the research or rating outcome. Where financial products are mentioned, the Analyst(s) may hold the financial product(s) referred to in this document, but Lonsec considers such holdings not to be sufficiently material to compromise the rating or advice. Analyst holdings may change during the life of this document. The Analyst(s) certify that the views expressed in this document accurately reflect their personal, professional opinion about the matters and financial product(s) to which this document refers.

LONSEC STRONGLY RECOMMENDS THIS DOCUMENT BE READ IN CONJUNCTION WITH THE RELEVANT PRODUCT DISCLOSURE STATEMENT. IMPORTANT NOTICE: Issued by Lonsec Research Pty Ltd ABN 11 151 658 561 AFSL 421 445 (Lonsec). Lonsec receives a fee from the fund manager or financial product issuer(s) for researching the financial product(s), using objective criteria and for services including research subscriptions. Lonsec’s fee is not linked to the rating(s) outcome. Lonsec Investment Solutions Pty Ltd ABN 95 608 837 583 CAR (CAR: 001236821) of Lonsec receives fees under separate arrangement for providing investment consulting advice to clients, which includes model portfolios, approved product lists and other financial advice and may receive fees from this fund manager or financial product issuer for providing investment consulting services. Refer to the Conflicts of Interest Statement at: Lonsec.com.au/important-documents Lonsec does not hold the financial product(s) referred to in this document. Lonsec’s representatives and/or their associates may hold the financial product(s) referred to in this document, but details of these holdings are not known to the Analyst(s). **Warnings:** In line with industry practice returns may be estimated, to access verified returns please refer to the product provider. Past performance is not a reliable indicator of future performance. Any advice is General Advice based on the investment merits of the financial product(s) alone, without considering the investment objectives, financial situation and particular needs of any particular person. It is not a recommendation to purchase, redeem or sell the relevant financial product(s). Before making an investment decision the reader must consider his or her financial circumstances or seek personal financial advice on its appropriateness. Read the Product Disclosure Statement for each financial product before making any decision about whether to acquire a financial product. Lonsec’s research process relies upon the participation of the fund manager or financial product issuer(s). Should the fund manager or financial product issuer(s) no longer participate in Lonsec’s research process, Lonsec reserves the right to withdraw the document at any time and discontinue future coverage. The product rated in this publication may have related financial products or be associated with other financial products and platforms. The rating may only be applied to the financial product outlined in this publication at first instance, seek professional advice before you make an investment decision on related or associated financial products and platforms. You should be aware that the mandate, fees, underlying investments, the issuers of the related and associated financial products and platforms may be different from the financial product specified in this publication. **Disclaimer:** This document is for the exclusive use of the person to whom it is provided by Lonsec and must not be used or relied upon by any other person. No representation, warranty or undertaking is given or made in relation to the accuracy or completeness of the information presented in this document, which is drawn from public information not verified by Lonsec. Financial conclusions, ratings and advice are reasonably held at the time of completion but subject to change without notice. Lonsec assumes no obligation to update this document following publication. Except for any liability which cannot be excluded, Lonsec, its directors, officers, employees and agents disclaim all liability for any error or inaccuracy in, misstatement or omission from, this document or any loss or damage suffered by the reader or any other person as a consequence of relying upon it. ©2021 Lonsec. All rights reserved. This report may also contain third party material that is subject to copyright. To the extent that copyright subsists in a third party it remains with the original owner and permission may be required to reuse the material. Any unauthorised reproduction of this information is prohibited.